



2011-2012 GMT Reports for District (or Undistricted) **District 105NE ENGLAND**

GMT: **Open**

Location: **ENGLAND**

GMT CA: **4**

CLUBS

Club Results
2011-2012

Clubs
2010-2011

Month	New Club Goal	Actual New Clubs	Actual Dropped Clubs	Gain/Loss of Clubs	Gain/Loss of Clubs
Jul/Aug/Sep		0	0	0	0
Totals		0	0	0	0

Club Results 2011-2012

Goal, New, Dropped, Gain/Loss



Legend: Goal (Cyan), Actual (Green), Dropped (Yellow), Gain Loss (Magenta)

Comparison of Club Gain/Loss

Current Year Compared to the Previous Year



Legend: Current Year (Cyan), Previous Year (Green)

YTD Status Quo Clubs 2011-2012

Status Quo Clubs Compared to Status Quo Members



Legend: Status Quo Clubs (Cyan), Total Status Quo Members (Green)

MEMBERSHIP

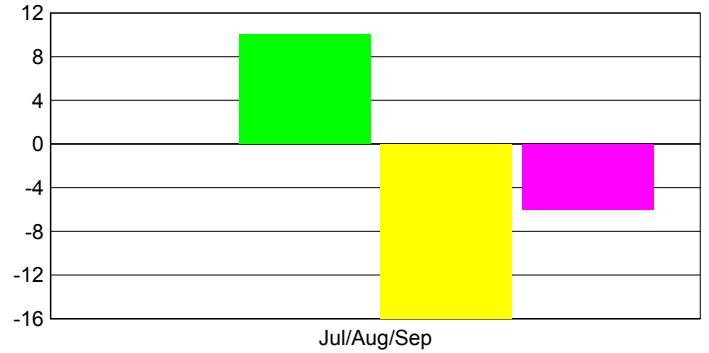
Membership Results
2011-2012

Membership
2010-2011

Month	Net Memb Goal	Actual New Memb	Actual Dropped Memb	Gain/Loss of Memb	Gain/Loss of Memb
Jul/Aug/Sep		10	-16	-6	-7
Totals		10	-16	-6	-7

Membership Results 2011-2012

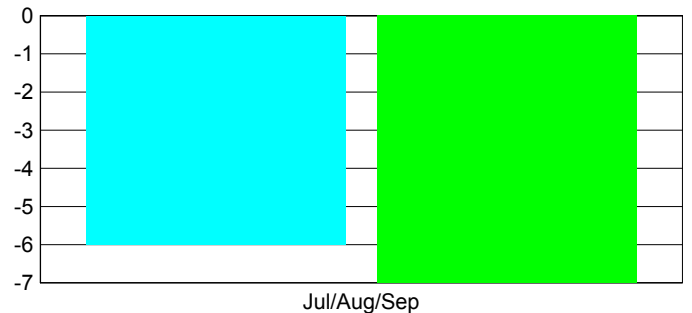
Goal, New, Dropped, Gain/Loss



Legend: Goal (Cyan), Actual (Green), Dropped (Yellow), Gain Loss (Magenta)

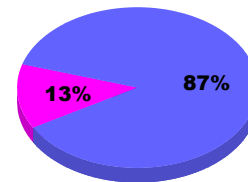
Comparison of Membership Gain/Loss

Current Year Compared to the Previous Year



Legend: Current Year (Cyan), Previous Year (Green)

Gender Comparison 2011-2012



Jul/Aug/Sep

Legend: Male (Blue), Female (Magenta)



2011-2012 GMT Reports for District (or Undistricted) **District 105NE SCOTLAND**

GMT: **Open**

Location: **SCOTLAND**

GMT CA: **4**

CLUBS

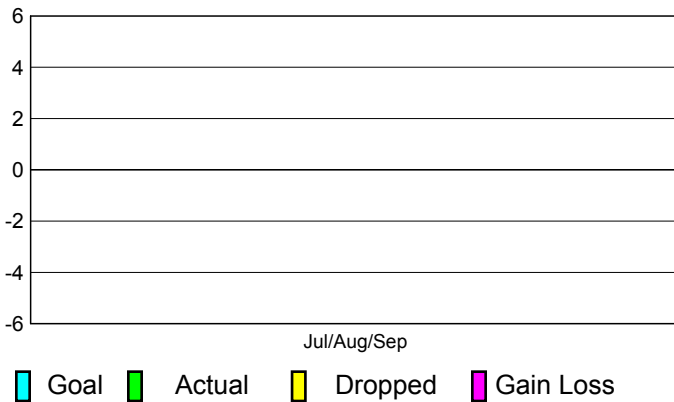
Club Results
2011-2012

Clubs
2010-2011

Month	New Club Goal	Actual New Clubs	Actual Dropped Clubs	Gain/Loss of Clubs	Gain/Loss of Clubs
Jul/Aug/Sep		0	0	0	0
Totals		0	0	0	0


Club Results 2011-2012

Goal, New, Dropped, Gain/Loss




Comparison of Club Gain/Loss

Current Year Compared to the Previous Year



YTD Status Quo Clubs 2011-2012

Status Quo Clubs Compared to Status Quo Members



MEMBERSHIP

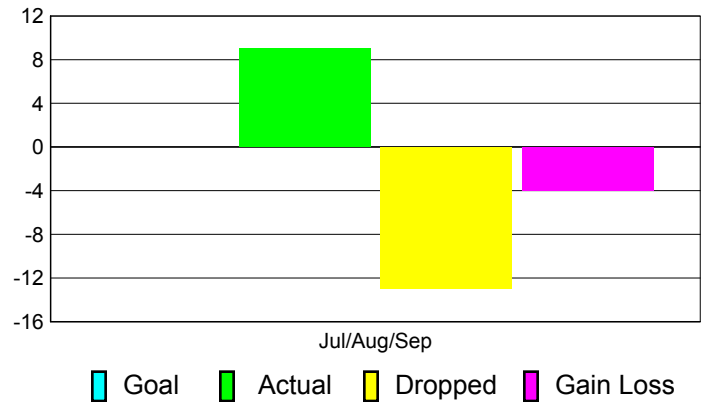
Membership Results
2011-2012

Membership
2010-2011

Month	Net Memb Goal	Actual New Memb	Actual Dropped Memb	Gain/Loss of Memb	Gain/Loss of Memb
Jul/Aug/Sep		9	-13	-4	10
Totals		9	-13	-4	10

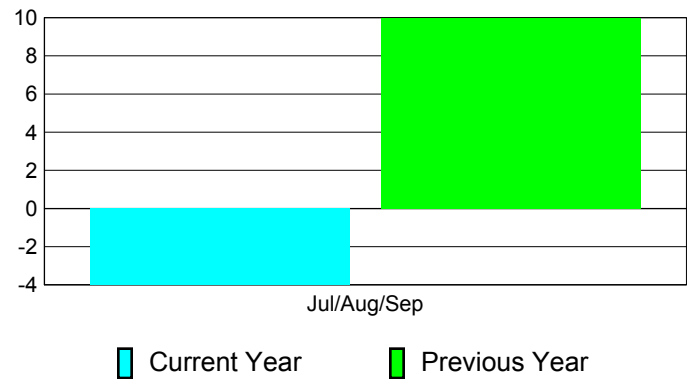
Membership Results 2011-2012

Goal, New, Dropped, Gain/Loss

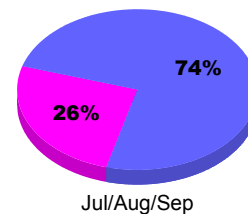


Comparison of Membership Gain/Loss

Current Year Compared to the Previous Year



Gender Comparison 2011-2012



Jul/Aug/Sep

Male Female